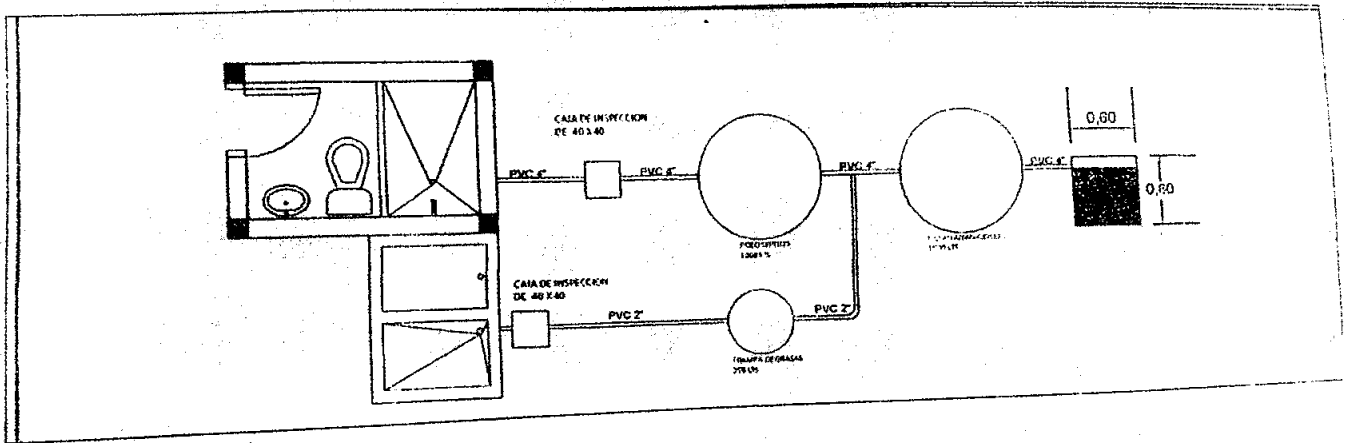
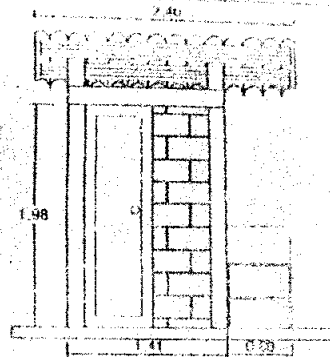

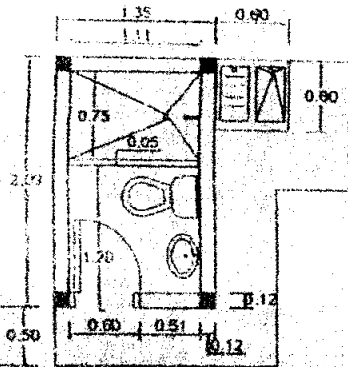


PLANO INSTALACION SISTEMA SEPTICO



PLANO CASEIA SANITARIA UNIFAMILIAR

2.40M (CÁMERA) ALTA



NOTAS
 1. As peças de ferro devem ser esmaladas 0.10 m
 2. Fôrro de 20 mm esp. 20 200 mm - madeira 7
 3. O acabamento das paredes é de gesso
 4. O acabamento do piso é de cerâmica

PROPOSTA DE PROJETO	
PROJETO	CASEIA SANITARIA UNIFAMILIAR
CONTEÚDO	PLA. TA. GOM. TA. GOM. TA. GOM.
ESCALA	1:25
FECH.	1